

C A F F E



Letters, posters, and strategy cards

By Jane Loretz

Thank you for downloading this pack.

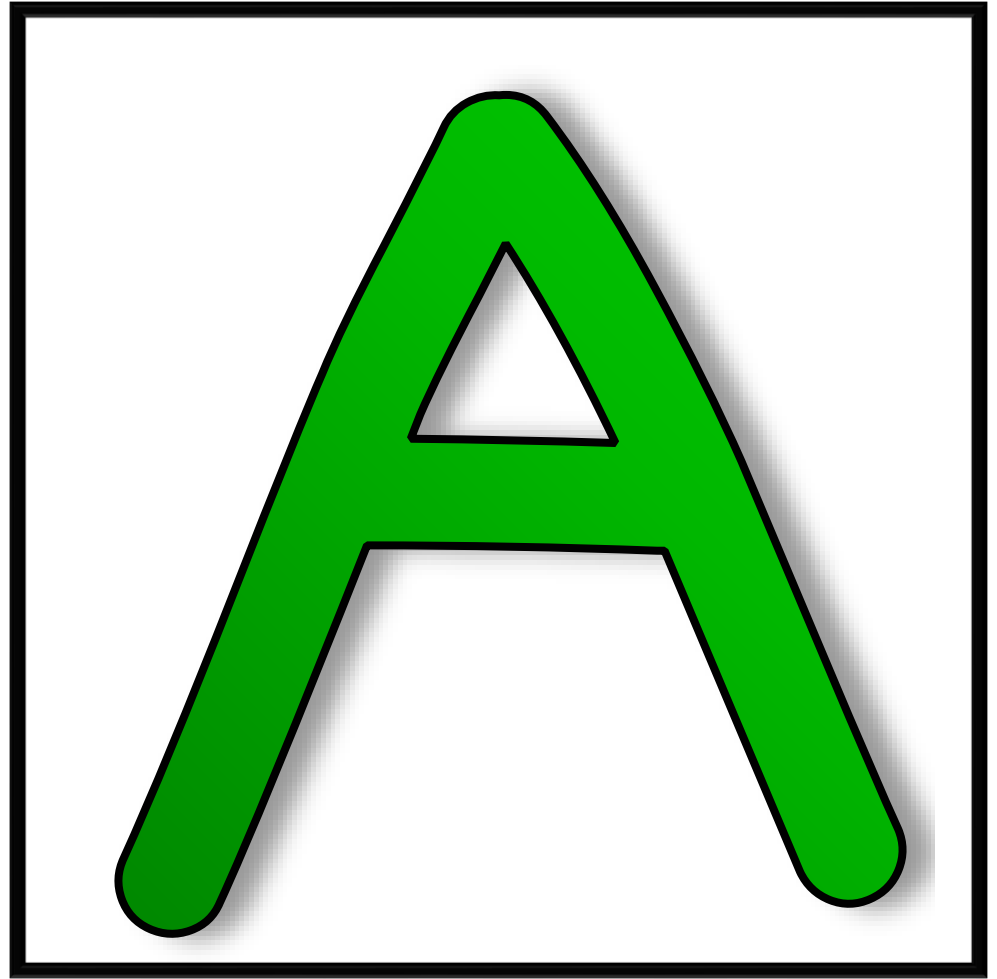

I hope you find this pack helpful in your classroom. You will notice that the strategy cards are different than the two sisters. I changed them up because this is how I teach the strategies, I tried to make them simple for all students to understand. I wanted to refer to them often with my students. You will also notice that the comprehension strategies come from "Into the Books," which is a program that we use in our classrooms. If you haven't used it. Please don't walk but run to check it out. The video programs are wonderful and engaging for your students and the program was made right here in my lovely state of Wisconsin.

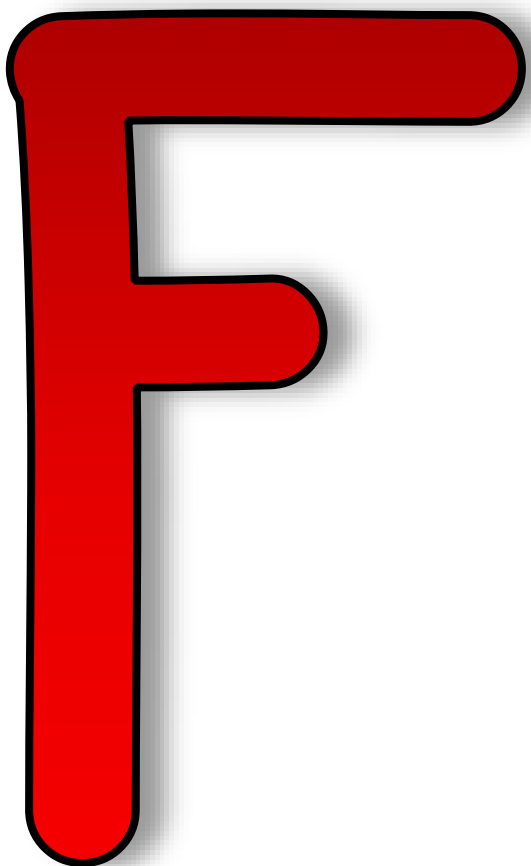
Thank you and please let me know what you think!

If you prefer clipart, The café cards, posters and letters are all available in my store. Please visit. <http://www.teacherspayteachers.com/Store/Jane-Loretz>


Happy teaching! Jane

Please note: Café strategy letters have the same color strategy cards





F

A large, bold, red uppercase letter 'F' is centered within a white square. The letter has a thick black outline and a slight drop shadow. The square is framed by a thick black border.

E

A large, bold, blue uppercase letter 'E' is centered within a white square. The letter has a thick black outline and a slight drop shadow. The square is framed by a thick black border.

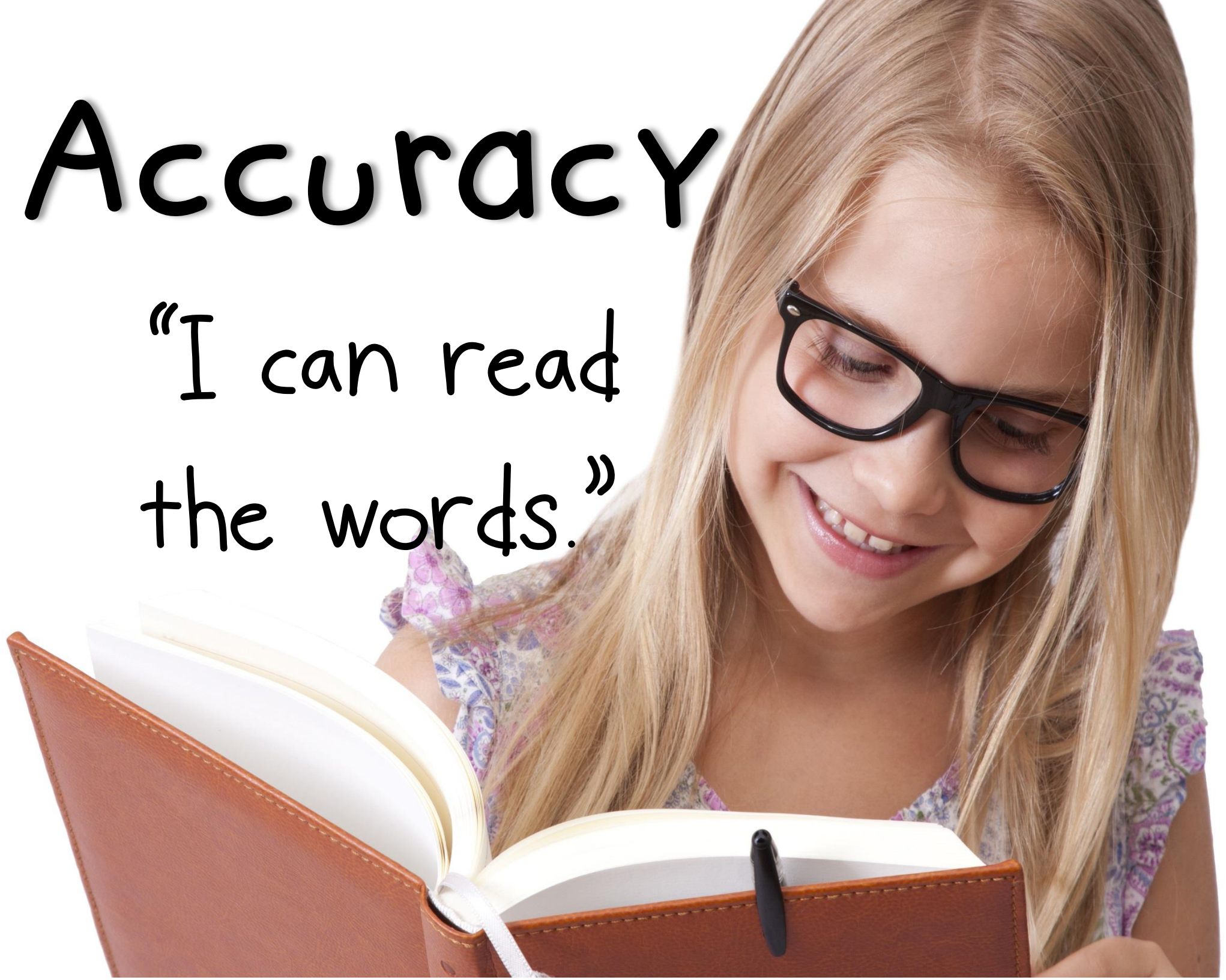
Expanded Vocabulary

“I know, find
and use
interesting
words.”



Accuracy

“I can read
the words.”





FLUENCY

“I can read accurately,
with expression, and
understand what I read.”

Comprehension

“I understand what I read.”



Strategies that will help you
become a more fluent reader!

Read good fit books

(Reading books that are too hard will not help you
become more fluent in your reading.)

Reread books, and other
texts over again

Practice sight words and phrases.

Pay attention to punctuation. Stop when you see a period, and pause when you see a comma.

Watch the rate at which you read, not too slow and not too fast.

Show feelings in your voice. Read like the characters would talk.

A little drama please...

Do not read like a robot, they read word by word. Read in phrases, like when you are talking.

Read, read and read some more, because it takes practice to become a fluent reader.

Strategies that will help you
expand your vocabulary!

Knowing lots of words and using them correctly!

Pay attention to new words and use them when you talk and when you write.

(Bonus-You will impress your teachers)

Look at pictures, diagrams and other text features to help you understand new words.

Knowing word parts, like prefixes and suffixes helps us learn and figure out what new words mean.

When you come across a new word, think about what you already know. (That is your prior knowledge) Then predict and confirm the meaning of the word.

If you do not know a word and cannot figure it out. Do not just sit there, ask someone for help.

Use tools to help you learn new words.

Tools like dictionaries, glossaries,
thesauruses etc...

Read, read and read some more, because
your vocabulary will EXPAND if you read
lots of books.

Strategies that will help you know the
words accurately.

(That means reading the words correctly!)

Use Decoding Strategies

Strategy 1

Look at the Pictures.

Look at the pictures before reading to get an idea
of what the story is about.

When stuck on a word, look at the picture to help
predict what the word might be.

Strategy 2

Does it make sense?

Look at the pictures and predict about the story.
Check that what is read makes sense.

Strategy 3

Get your mouth ready.

Get your mouth ready and make the beginning sound if you get stuck on an unknown word.
Then check by asking yourself, does it make sense?

Strategy 4

Does it look right?

When you read or predict a word, check through the entire word to see if it looks right. If it doesn't look right, try rereading it again.

Then ask yourself, does it look right?

Strategy 5

Reread

When you have tried other strategies and you are still stuck, make the first sound and go back to reread to help you predict the word. Sometimes when you work hard on a hard word you forget what the sentence is about. Rereading helps you remember.

Strategy 6

Does it sound right?

Every time you read you need to ask yourself three questions:

Does it make sense?

Does it sound right?

Does it look right?

Look for Chunks

When you come to a tricky word you can look for chunks, or small parts of words like at in that. You can also use a word you know to figure out a tricky word, such as like for bike. After figuring out the tricky word, reread to check for meaning.

Chunks are found anywhere in a word

Beginning- sh-e

Middle-f-un-ny

End- p-in

Multiple-hun-ch

Strategies that will help you comprehend
what you read.

That is understanding what you read.

Prior Knowledge

Use what I already know to help
understand something new.

Use prior knowledge before, during and after
reading to clarify any misconceptions and to
understand the text.

Making Connections

Make Connections between different things I read

As a reader you need to relate to experiences to enhance the understanding of text.

Relate to own experiences-

Text to Self

To information from other texts-

Text to Text

And to information about the world -

Text-to-World.

Questioning

Ask questions to understand what I am reading.

As a reader you need to ask question about the text and then clarify understanding to make meaning. Asking questions before, during and after reading is the heart of thoughtful reading.

Visualizing

Create pictures or movies in your head while reading.

When readers create images in their heads while reading it enhances comprehension. A good reader will automatically make these pictures in their heads. The images can be from all the five senses, and emotions. The pictures that you made in your head will help you recall details in the text.

Inferring

Use clues to figure out what it really means.

Readers need to think about the text, search for answers in the text and use prior knowledge to make meaning beyond what is told in the text. You need to read between the lines and think about it.

Summarizing

Explaining what is important

Readers need to be able to understand the main idea and know how to tell about information in their own words during and after reading to better understand what they have read.

Evaluating

Make judgments about what I read and explain why...

Readers judge and justify or defend their position on a text. This helps the reader understand the importance of the text.

Synthesizing

Putting the pieces together to see things in a different or new way.

Readers need to have original thoughts and insights and can take that information and put it together with new information to create their own new ideas about the text.



Thank you so much for downloading Café (Letters, posters and strategy cards)

If you have any comments or suggestions please e-mail me at
mloretz@charter.net

Or follow me on my blog

<http://www.seejaneteachmultiageblogspot.com/>



follow me also on my teacher sites
for free downloads and new items.



Fonts by Jen Jones

Terms of Use

This product was downloaded for a single user.

All educational activities found within this pack are the intellectual property of me Jane Loretz © 2014. Please do NOT post this activity or any other products created by me on an online sharing websites, such as wikis or school websites. If you have any questions about my terms of use, I would be glad to answer them for you.